

# Connector - SACC-FS-5CON-PG 9-M SCO - 1543045

Please be informed that the data shown in this PDF Document is generated from our Online Catalog. Please find the complete data in the user's documentation. Our General Terms of Use for Downloads are valid (<http://download.phoenixcontact.com>)



Sensor/actuator connector, female, straight, 5-pos., M12 SPEEDCON, A-coded, screw connection, metal knurl, cable screw connection Pg9

## Product Features

- Safe use in the field, thanks to a high degree of protection
- Flexible: connectors for on-site assembly
- Save time, thanks to installation with SPEEDCON fast locking system
- Screw connection: proven connection technology for a large selection of different conductors



## Key commercial data

package_quantity	1
GTIN	4046356097598

## Technical data

### Dimensions

External diameter	6 mm ... 8 mm
-------------------	---------------

### Ambient conditions

Ambient temperature (operation)	-40 °C ... 85 °C (Plug / socket)
Degree of protection	IP67

### General

Rated current at 40°C	4 A
Rated voltage	60 V
Number of positions	5
Contact resistance	≤ 8 mΩ
Insulation resistance	≥ 100 MΩ
Coding	A - standard
Standards/regulations	M12 connector IEC 61076-2-101
Status display	No
Surge voltage category	II
Pollution degree	3
Connection method	Screw connection
Conductor cross section	0.25 mm <sup>2</sup> ... 0.75 mm <sup>2</sup>

# Connector - SACC-FS-5CON-PG 9-M SCO - 1543045

## Technical data

### General

<b>AWG conductor cross section</b>	24 ... 18
<b>Insertion/withdrawal cycles</b>	≥ 100
<b>Torque</b>	0.4 Nm (M12 knurl)
<b>Torque</b>	0.2 Nm (Screw terminal blocks)
<b>Torque</b>	0.8 Nm ... 1 Nm (Pressure screw)
<b>Tightening torque</b>	Screw plug insert with sleeve housing as far it will go
<b>Assembly instructions</b>	The wires can be connected both with ferrules and without ferrules

### Material

<b>Inflammability class according to UL 94</b>	HB
<b>Contact material</b>	CuZn
<b>Contact surface material</b>	CuSnZn
<b>Contact carrier material</b>	PA 66
<b>Material of grip body</b>	PBT
<b>Material, knurls</b>	Nickel-plated brass
<b>Sealing material</b>	NBR

## classifications

### eCl@ss

<b>eCl@ss 4.0</b>	27250313
<b>eCl@ss 4.1</b>	27250313
<b>eCl@ss 5.0</b>	27143423
<b>eCl@ss 5.1</b>	27143423
<b>eCl@ss 6.0</b>	27279221
<b>eCl@ss 7.0</b>	27440104
<b>eCl@ss 8.0</b>	27440104

### ETIM

<b>ETIM 3.0</b>	EC002062
<b>ETIM 4.0</b>	EC002062
<b>ETIM 5.0</b>	EC002062

### UNSPSC

<b>UNSPSC 6.01</b>	31261501
<b>UNSPSC 7.0901</b>	31261501
<b>UNSPSC 11</b>	31261501
<b>UNSPSC 12.01</b>	31261501
<b>UNSPSC 13.2</b>	31261501

## approvals

GOST /

# Connector - SACC-FS-5CON-PG 9-M SCO - 1543045

approvals

---

Approval details



accessories

**Torque tool**

TSD 04 SAC - 1208429



---

TSD-M 1,2NM - 1212224



---

**Screwdriver tools**

TSD-M SAC-BIT ADAPTER - 1212600



---

SACC BIT M12-D20 - 1208445



---

**Protective cap**

# Connector - SACC-FS-5CON-PG 9-M SCO - 1543045

accessories

PROT-M12 MS-PA-CHAIN - 1430899



---

## Cable by the meter

SAC-5P-100,0-186/0,75 - 1535590



---

## Drawings

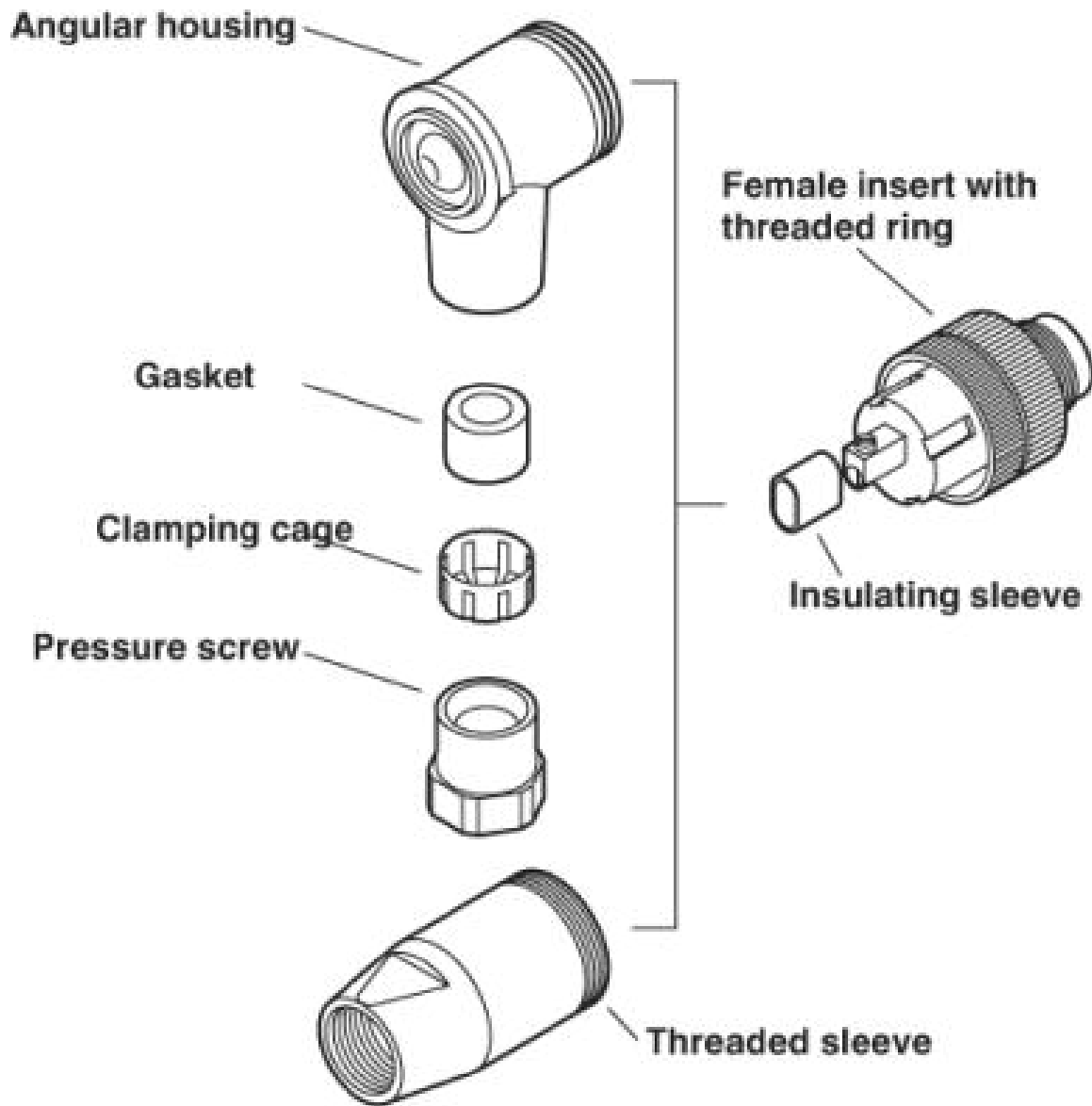
Dimensioned drawing



M12 x 1 socket, straight

# Connector - SACC-FS-5CON-PG 9-M SCO - 1543045

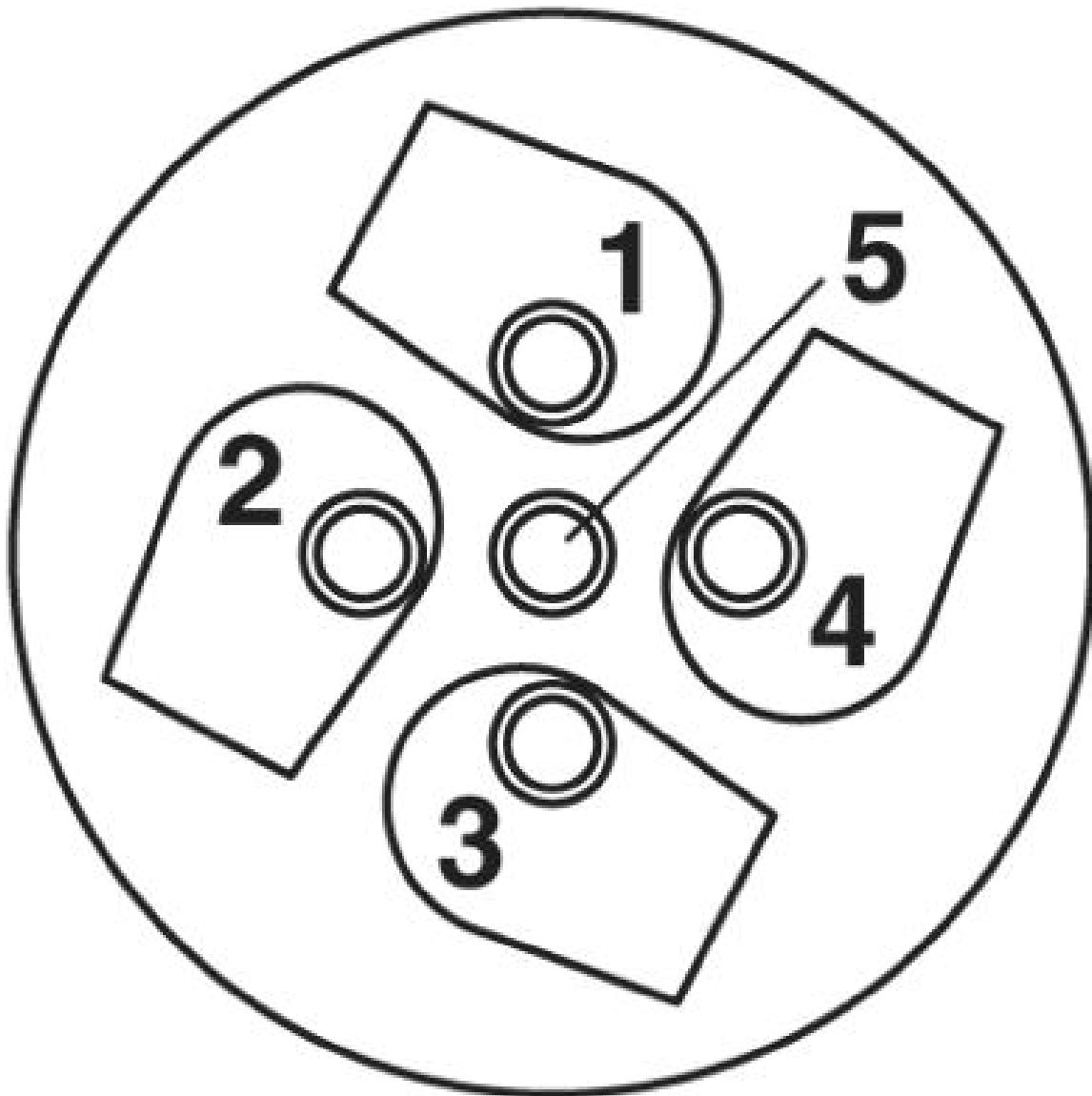
Schematic diagram



Male/Female M12

# Connector - SACC-FS-5CON-PG 9-M SCO - 1543045

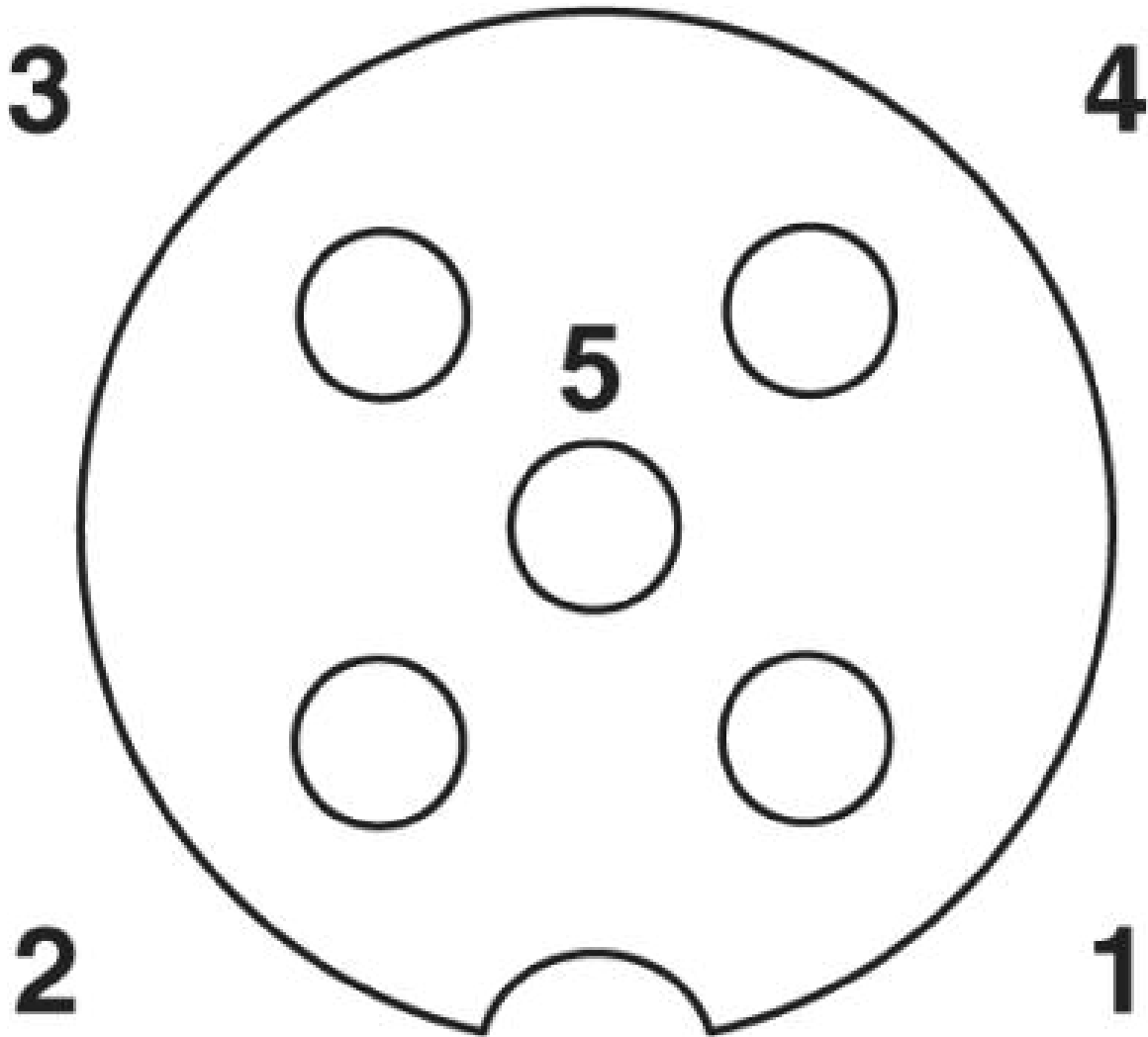
Schematic diagram



Cable connection side M12 (screw connection)

## Connector - SACC-FS-5CON-PG 9-M SCO - 1543045

Schematic diagram



Pin assignment M12 socket, 5-pos., A-coded, socket side view

© Phoenix Contact 2014 - all rights reserved  
<http://www.phoenixcontact.com>