



# Compact Rail-Mounted Terminal Blocks for DIN 15 and DIN 35 Rails 870 Series

## Assembly




Snapping a rail-mount terminal block onto DIN 35 carrier rail.

## Removal



Removing a terminal block from the assembly.

## Insulation stop




Inserting an insulation stop.

## Push-in type jumper bar system




Push jumper bars down firmly until fully inserted. When using multipole bars, push alternately on right and then left side, until installed.  
Push-in type jumper bars 1 - 3 - 5 - 7 or 1 - - 4 - - 7 upon request.


## Push-in type jumper bar system



Two parallel jumper receptacles are accommodated in one terminal block.




## Commoning with step-down jumpers




Commoning terminal blocks of different sizes - step down.

## Testing



Testing is also possible using a pre-wired module assembly, similar to test plugs.

## Testing



Testing with phase testing device, also possible with single-pole voltage tester.



**CAGE CLAMP®** clamps the following copper conductors:\*

solid



stranded




fine-stranded, also with tinned single strands

\* For aluminum conductors, see notes in Section 14.

① When using ferrules, the max. conductor cross section accommodated is one size smaller than max. rating of terminal block.


- Description and Handling -

CAGE CLAMP® connection



Terminating fine-stranded conductors ranging from 0.08 to 4 mm<sup>2</sup> (AWG 28 - 12).

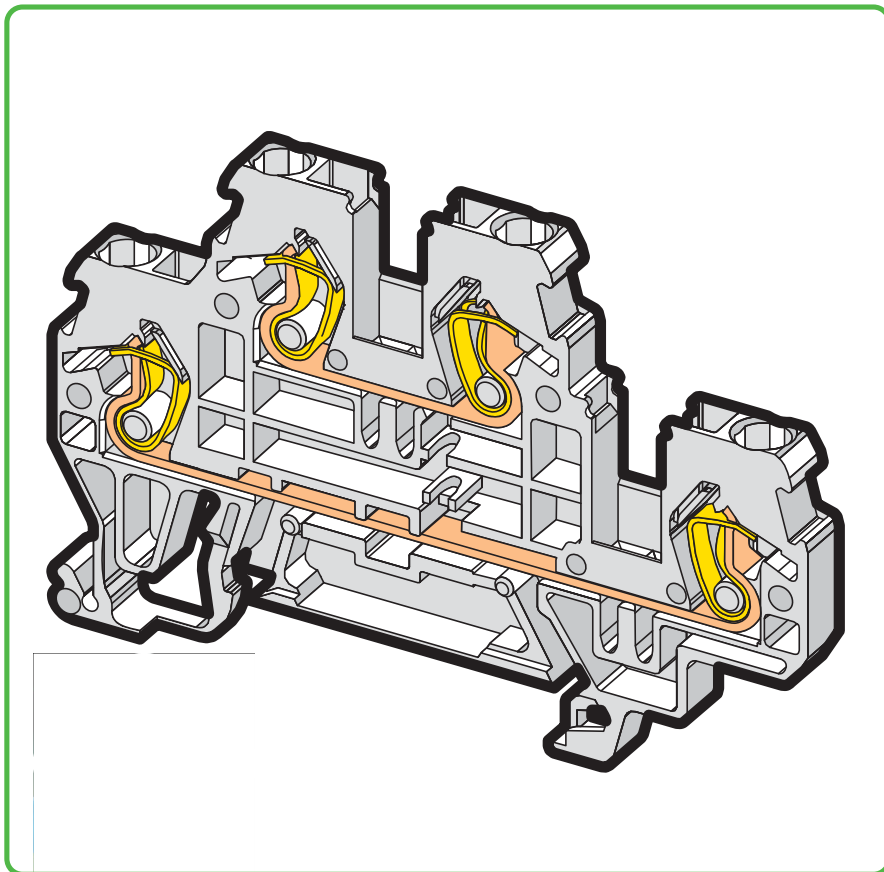
CAGE CLAMP® connection




Multilevel terminal blocks



Double- and triple-deck terminal blocks with internal commoning acting as 4- and 6-conductor terminal blocks.




Protective warning marker




Protective warning markers (280-405), with black high-voltage symbols.

Marking




Marking the clamping unit via WMB Multi marking system or miniature WSB Quick marking system.

Space saver




Save 50% of rail space when using double-deck terminal blocks.

Space saver




Save 67% of rail space when using triple-deck terminal blocks.


Marking Strips




Transparent marker strips (note: Jumpers below may be visible).



fine-stranded, tip-bonded



fine-stranded, with ferrule ① (gastight crimped)



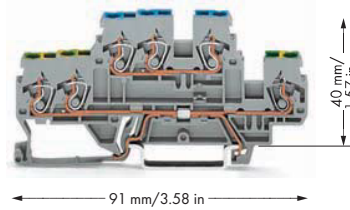
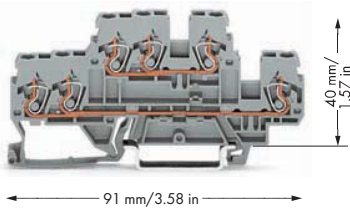
fine-stranded, with pin terminal (gastight crimped)



# 3-Conductor Double-Deck Terminal Blocks 2.5 mm<sup>2</sup> (4 mm<sup>2</sup> "f-st")

## 870 Series

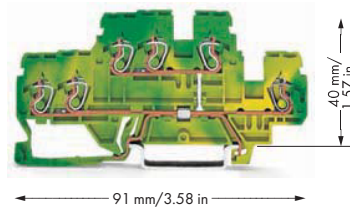
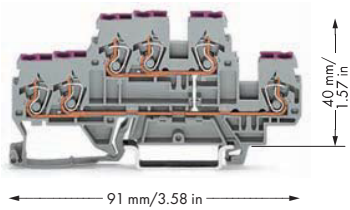
0.08 - 2.5 (4" f-st")mm <sup>2</sup> ①	AWG 28 - 12	0.08 - 2.5 (4" f-st")mm <sup>2</sup> ①	AWG 28 - 12
500 V/6 kV/3 ②	300 V, 20 A, ③	500 V/6 kV/3 ②	
I <sub>N</sub> 24 A		I <sub>N</sub> 24 A	
Terminal block width 5 mm / 0.197 in		Terminal block width 5 mm / 0.197 in	
6 - 7 mm / 0.26 in ⑤		6 - 7 mm / 0.26 in ⑤	



- ① Max. insulation diameter: 4.4 mm
- ② 500 V = rated voltage  
6 kV = rated surge voltage  
3 = pollution degree  
(also see Section 14)
- ③ Strip length, see packaging or instructions.
- ④ Suitable for Ex i applications
- ⑤ See application notes for: Insulation stop, page 199



Item No.	Pack. Unit	Item No.	Pack. Unit	Accessories
<b>Through/through terminal block, gray housing</b>		<b>Ground conductor/through terminal block, gray housing</b>		WMB/Miniature WSB (see Section 13)
○ L/L	870-531 50	○ PE/N	870-535 50	<b>End and intermediate plate, 2 mm thick</b>
○ N/L	870-532 50	○ PE/L	870-536 50	orange 870-574 100 (4x25)
○ L/N	870-533 50			gray 870-573 100 (4x25)
<b>Through/through terminal block, blue housing</b>				<b>Insulation stop,</b>
● N/N	870-534 ④ 50			⑤ 5 pcs/strip, 0.08 - 0.2 mm <sup>2</sup> "s" (0.14 mm <sup>2</sup> "f-st") white 280-470 200 (8x25)



Item No.	Pack. Unit	Item No.	Pack. Unit	Accessories
<b>6-conductor through terminal block, internal commoning, conductor entry position colored in violet, gray housing</b>		<b>6-conductor ground terminal block, internal commoning, green-yellow housing</b>		<b>Insulation stop,</b>
○ L	870-538 50	● PE	870-537 50	⑤ 5 pcs/strip, 0.25 - 0.5 mm <sup>2</sup> light gray 280-471 200 (8x25)
<b>6-conductor through terminal block, internal commoning, conductor entry position colored in violet, blue housing</b>				<b>Insulation stop,</b>
● N	870-539 ④ 50			⑤ 5 pcs/strip, 0.75 - 1 mm <sup>2</sup> dark gray 280-472 200 (8x25)
				<b>Push-in type jumper bar, insulated, I<sub>N</sub> 18 A,</b>
				light gray
				2-way 870-402 200 (8x25)
				3-way 870-403 200 (8x25)
				4-way 870-404 200 (8x25)
				5-way 870-405 100 (4x25)
				6-way 870-406 100 (4x25)
				7-way 870-407 100 (4x25)
				8-way 870-408 100 (4x25)
				9-way 870-409 100 (4x25)
				10-way 870-410 100 (4x25)
				<b>Push-in type jumper bar, insulated, I<sub>N</sub> 18 A,</b>
				light gray
				from 1 to 3 870-433 200 (8x25)
				from 1 to 4 870-434 200 (8x25)
				from 1 to 5 870-435 100 (4x25)
				from 1 to 6 870-436 100 (4x25)
				from 1 to 7 870-437 100 (4x25)
				from 1 to 8 870-438 100 (4x25)
				from 1 to 9 870-439 100 (4x25)
				from 1 to 10 870-440 100 (4x25)
				<b>Protective warning marker,</b>
				with high-voltage symbol, black, for 5 terminal blocks yellow 280-405 100 (4x25)
				<b>Marking strip, plain,</b>
				7.5 mm wide, 1 m/3'3" long translucent 709-196 1

For list of approvals and user guide, see pages 634 to 637.