



Compact Rail-Mounted Terminal Blocks for DIN 15 and DIN 35 Rails 870 Series

Assembly




Snapping a rail-mount terminal block onto DIN 35 carrier rail.

Removal



Removing a terminal block from the assembly.

Insulation stop




Inserting an insulation stop.

Push-in type jumper bar system




Push jumper bars down firmly until fully inserted. When using multipole bars, push alternately on right and then left side, until installed.
Push-in type jumper bars 1 - 3 - 5 - 7 or 1 - - 4 - - 7 upon request.


Push-in type jumper bar system



Two parallel jumper receptacles are accommodated in one terminal block.




Commoning with step-down jumpers




Commoning terminal blocks of different sizes - step down.

Testing




Testing is also possible using a pre-wired module assembly, similar to test plugs.

Testing




Testing with phase testing device, also possible with single-pole voltage tester.




CAGE CLAMP® clamps the following copper conductors:*

solid



stranded




fine-stranded, also with tinned single strands

* For aluminum conductors, see notes in Section 14.

① When using ferrules, the max. conductor cross section accommodated is one size smaller than max. rating of terminal block.


- Description and Handling -

CAGE CLAMP® connection




Terminating fine-stranded conductors ranging from 0.08 to 4 mm² (AWG 28 - 12).

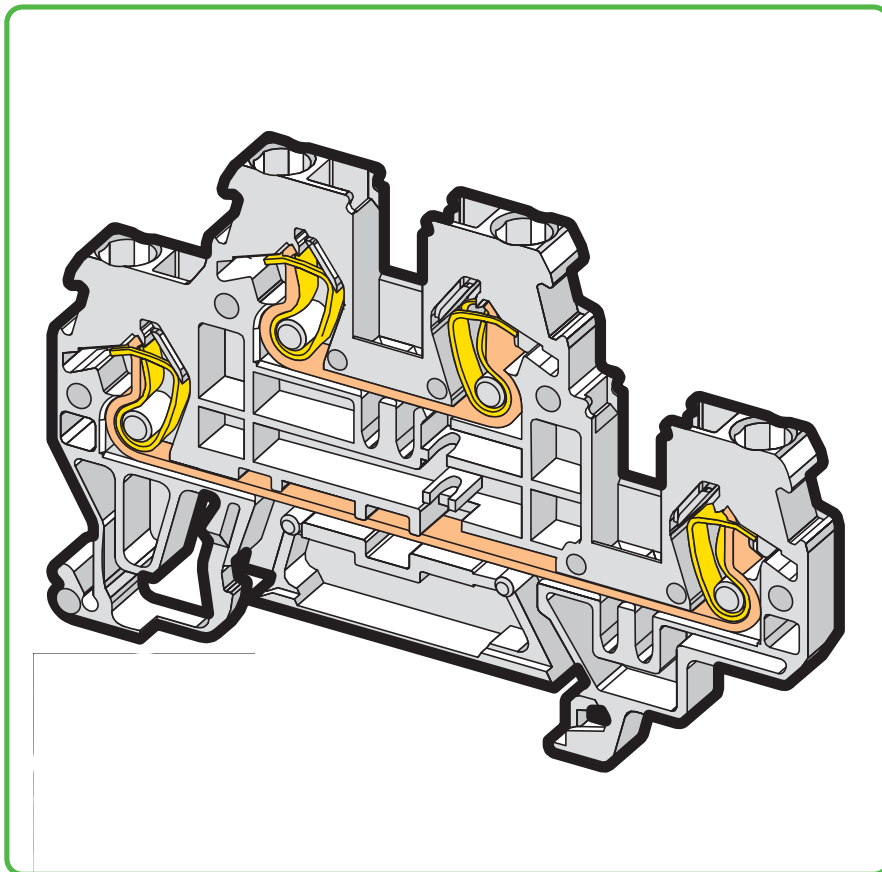
CAGE CLAMP® connection




Multilevel terminal blocks



Double- and triple-deck terminal blocks with internal commoning acting as 4- and 6-conductor terminal blocks.




Protective warning marker




Protective warning markers (280-405), with black high-voltage symbols.

Marking




Marking the clamping unit via WMB Multi marking system or miniature WSB Quick marking system.

Space saver




Save 50% of rail space when using double-deck terminal blocks.

Space saver



Save 67% of rail space when using triple-deck terminal blocks.

Marking Strips




Transparent marker strips (note: Jumpers below may be visible).



fine-stranded, tip-bonded



fine-stranded, with ferrule ① (gastight crimped)

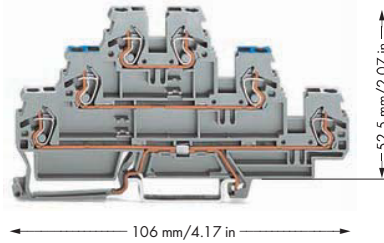
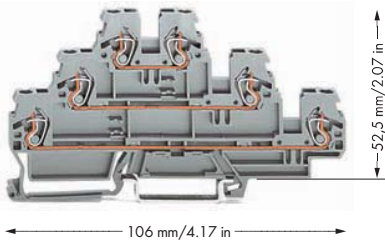


fine-stranded, with pin terminal (gastight crimped)

Triple-Deck Terminal Blocks 2.5 mm² (4 mm² "f-st") 870 Series




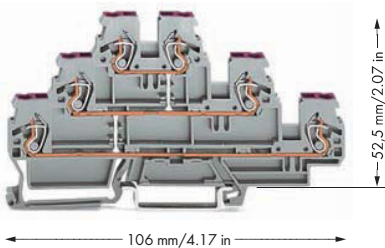
0.08 - 2.5 (4" f-st") mm ² ① 500 V/6 kV/3 ② I _N 24 A Terminal block width 5 mm / 0.197 in 6 - 7 mm / 0.26 in ③	AWG 28 - 12 300 V, 20 A:	0.08 - 2.5 (4" f-st") mm ² ① 500 V/6 kV/3 ② I _N 24 A Terminal block width 5 mm / 0.197 in 6 - 7 mm / 0.26 in ③	AWG 28 - 12 300 V, 20 A:
--	-----------------------------	--	-----------------------------



- ① Max. insulation diameter: 4.4 mm
- ② 500 V = rated voltage
6 kV = rated surge voltage
3 = pollution degree
(also see Section 14)
- ③ Strip length, see packaging or instructions.
- ④ Suitable for Ex e II applications
0.2 mm² - 2.5 (4 "f-st") mm²/AWG 24 - 12
440 V, 18 A
Using push-in type jumper bars 1 to X, the maximum rated voltage is reduced to 275 V and the rated current to 13.5 A
(also see Section 14)
- ⑤ See application notes for:
Insulation stop, page 199

Item No.	Pack. Unit	Item No.	Pack. Unit		
Through/through/through terminal block, gray housing		Shield/through/through terminal block, gray housing			
○ L/L/L	870-551	50	○ Shield/N/L	870-558	50
○ L/L/N	870-553	50	○ Shield/L/L	870-559	50
Ground conductor/through/through terminal block, gray housing		Ground conductor/through/through terminal block, light gray housing			
○ PE/N/L	870-567	50	○ PE/L/L	870-957/999-950	50
○ PE/L/L	870-577	50			
Through/through/through terminal block, light gray housing		Other terminal blocks with the same profile:			
○ L/L/L	870-951	50	Diode	870-590/281-410	Page 290
			LED	870-593/281-434	Page 291

Accessories			
WMB/Miniature WSB (see Section 13)			
End and intermediate plate, 2 mm thick			
	orange	870-569	50 (2x25)
	gray	870-568	50 (2x25)
Insulation stop,			
⑤	5 pcs/strip, 0.08 - 0.2 mm ² "s" (0.14 mm ² "f-st")	white	280-470 200 (8x25)
⑤	5 pcs/strip, 0.25 - 0.5 mm ²	light gray	280-471 200 (8x25)
⑤	5 pcs/strip, 0.75 - 1 mm ²	dark gray	280-472 200 (8x25)
Push-in type jumper bar, insulated,			
	I _N 18 A, light gray		
	2-way	870-402	200 (8x25)
	3-way	870-403	200 (8x25)
	4-way	870-404	200 (8x25)
	5-way	870-405	100 (4x25)
	6-way	870-406	100 (4x25)
	7-way	870-407	100 (4x25)
	8-way	870-408	100 (4x25)
	9-way	870-409	100 (4x25)
	10-way	870-410	100 (4x25)
Push-in type jumper bar, insulated,			
	I _N 18 A, light gray		
	from 1 to 3	870-433	200 (8x25)
	from 1 to 4	870-434	200 (8x25)
	from 1 to 5	870-435	100 (4x25)
	from 1 to 6	870-436	100 (4x25)
	from 1 to 7	870-437	100 (4x25)
	from 1 to 8	870-438	100 (4x25)
	from 1 to 9	870-439	100 (4x25)
	from 1 to 10	870-440	100 (4x25)
Protective warning marker,			
	with high-voltage symbol, black, for 5 terminal blocks	yellow	280-405 100 (4x25)
Marking strip, plain,			
	7.5 mm wide, 1 m/3'3" long	translucent	709-196 1



Item No.	Pack. Unit	Item No.	Pack. Unit		
6-conductor through terminal block, internal		6-conductor ground terminal block, internal			
commoning, conductor entry position colored in violet, gray housing		commoning, green-yellow housing			
○ L	870-556	50	● PE	870-557	50