



**Door coupl.handle to EN60204 +Emer.func.**



Powering Business Worldwide™

**Part no. PKZ2-XRH**

**Article no. 106128**

Protection type IP65 / UL/CSA Type 4X/Type 12

**Program**

|  |  |  |  |
|--|--|--|--|
|  |  |  | For use as a main switch with Emergency-Stop function, to EN 60204 |
| Protection type                                      |  |  | IP65   |
| Colour   |  |  | Red-yellow   |
| <b>Notes</b>   |  |  |  |
| Lockable in 0 or I position                          |  |  |  |
| Suitable for 3 padlocks with 4 - 8 mm hasp thickness |  |  |  |

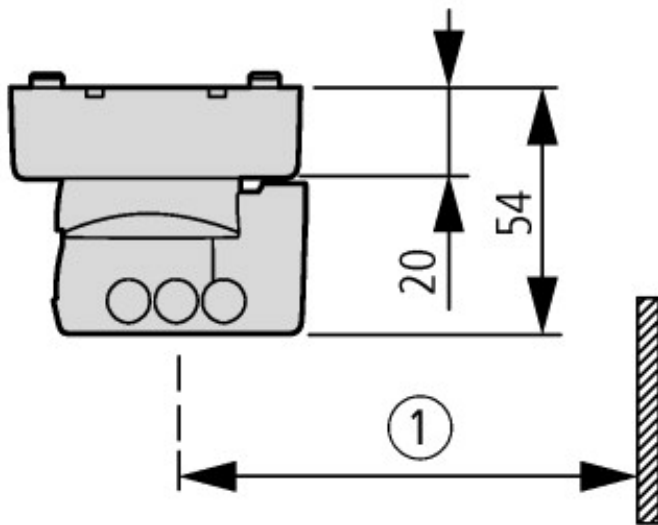
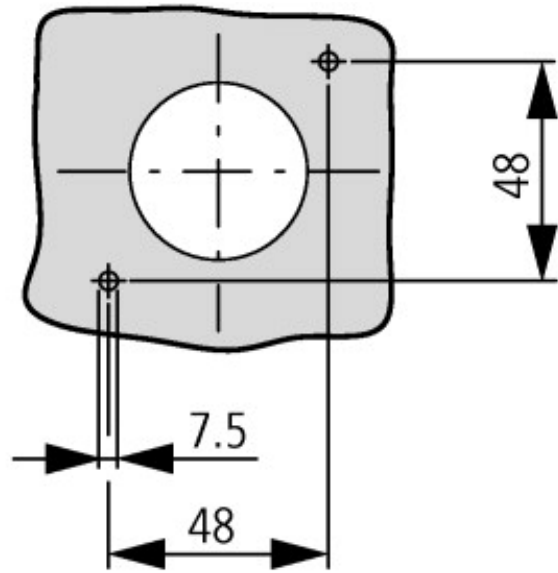
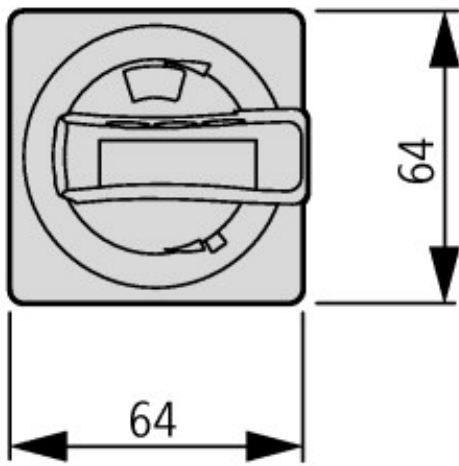
**Approbationen**

|                           |  |
|---------------------------|--|
| UL approval               | Yes  |
| CSA approval              | Yes  |
| Product Standards         | UL 508; CSA-C22.2 No. 14; IEC60947-4-1; CE marking |
| UL File No.               | E36332   |
| UL CCN                    | NLRV   |
| CSA File No.              | 12528  |
| CSA Class No.             | 3211-05  |
| NA Certification          | UL listed, CSA certified                           |
| Specially designed for NA | No   |

**Technical data according to ETIM 4.0**

|                                      |  |  |     |
|--------------------------------------|--|--|-----|
| Suitable for switch-disconnector     |  |  | No  |
| Suitable for circuit-breakers        |  |  | YES |
| With shaft                           |  |  | No  |
| Suitable for emergency switching off |  |  | YES |
| Lockable                             |  |  | YES |
| Color                                |  |  | red |

**Dimensions**



Mounting depth: 100 to 240 mm from the top edge of the top-hat rail to the front edge of the cabinet door/cover  
 Distance between circuit breaker axis/cover hinge: at least 100 mm

① At least 100 mm from cover hinge

### Additional product information (links)

|  |   |
|--|---|
| AWA1280-2368 Door coupling rotary handle                                   | <a href="ftp://ftp.moeller.net/DOCUMENTATION/AWA_INSTRUCTIONS/23681108.pdf">ftp://ftp.moeller.net/DOCUMENTATION/AWA_INSTRUCTIONS/23681108.pdf</a> |
| Motor starters and "Special Purpose Ratings" for the North American market | <a href="http://www.moeller.net/binary/ver_techpapers/ver953en.pdf">http://www.moeller.net/binary/ver_techpapers/ver953en.pdf</a>                 |
| Busbar Component Adapters for modern Industrial control panels             | <a href="http://www.moeller.net/binary/ver_techpapers/ver960en.pdf">http://www.moeller.net/binary/ver_techpapers/ver960en.pdf</a>                 |
| PKZ 2 System - For Optimum Motor and System Protection                     | <a href="http://www.moeller.net/binary/ver_techpapers/ver952en.pdf">http://www.moeller.net/binary/ver_techpapers/ver952en.pdf</a>                 |