



## Miniature circuit-breaker



Powering Business Worldwide™

Part no.

FAZ-C6/3

Article no.

278867

### Program

Range			FAZ miniature circuit-breakers
Basic function			Miniature circuit-breakers
Tripping characteristic			C
Application			Instantaneous release response current 5 - 10 x I <sub>n</sub>
Switching capacity			Switching capacity 15 kA (IEC/EN 60947-2)
Rated current	I <sub>n</sub>	A	6
Pole			3 pole
Notes			With 3 protected poles
Contact sequence			

#### Notes

Switching capacity 10 kA

(IEC/EN 60898)

Switching capacity 15 kA

(IEC/EN 60947-2)

#### Accessories

Auxiliary contacts → 286054

Voltage releases → 291464

Mounting accessories

1 pole


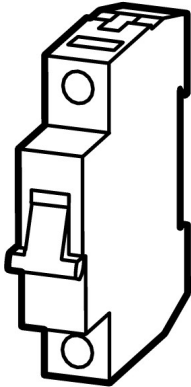
2-pole; 1N-pole

Depth 71 mm

Depth 71 mm

Width 17.5 mm

Width 35 mm



3 pole

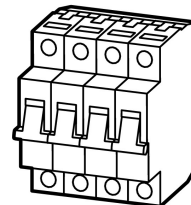
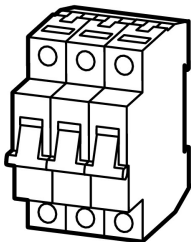
4-pole; 3N-pole

Depth 71 mm

Depth 71 mm

Width 52.5 mm

Width 70 mm



### Approbationen

UL approval  
 CSA approval  
 Product Standards  
 UL File No.  
 UL CCN  
 CSA File No.  
 CSA Class No.

Yes  
 Yes  
 IEC/EN 60947-2; IEC/EN 60898; UL 1077; CSA-C22.2 No. 235; CE marking  
 E177451  
 QVNU2, QVNU8  
 204453  
 3215-30

## Electrical

Standards			IEC/EN 60947-2 IEC/EN 60898
Rated operational voltage	U <sub>e</sub>	V	
	U <sub>e</sub>	V AC	230/400
		V DC	48 (per pole)
Rated switching capacity		kA	15
Operational switching capacity		kA	7.5
Characteristic			B, C, D
Max. back-up fuse		A gL/ gG	125
Selectivity Class			3
Lifespan	Operations		> 10000
Direction of incoming supply			as required

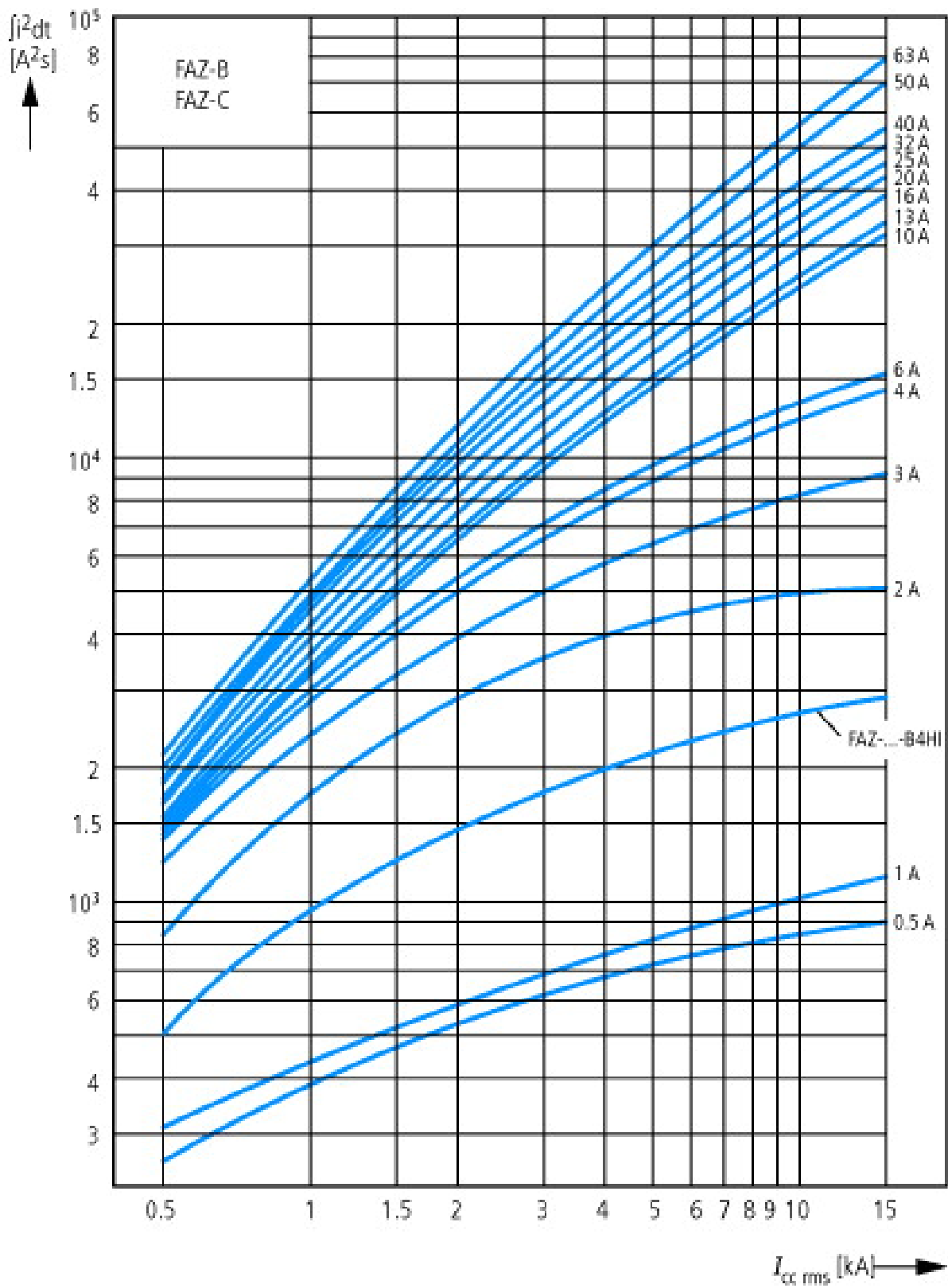
## Mechanical

Standard front dimension		mm	45
Enclosure height		mm	80
Terminal protection			Finger and back-of-hand proof to BGV A2
Mounting width per pole		mm	17.5
Mounting			IEC/EN 60715 top-hat rail
Protection type			IP20, IP40 (when fitted)
Terminals top and bottom			Twin-purpose terminals
Terminal capacities		mm <sup>2</sup>	
		mm <sup>2</sup>	1 x 25
		mm <sup>2</sup>	2 x 10
Thickness of busbar material		mm	0.8 ... 2
Mounting position			As required

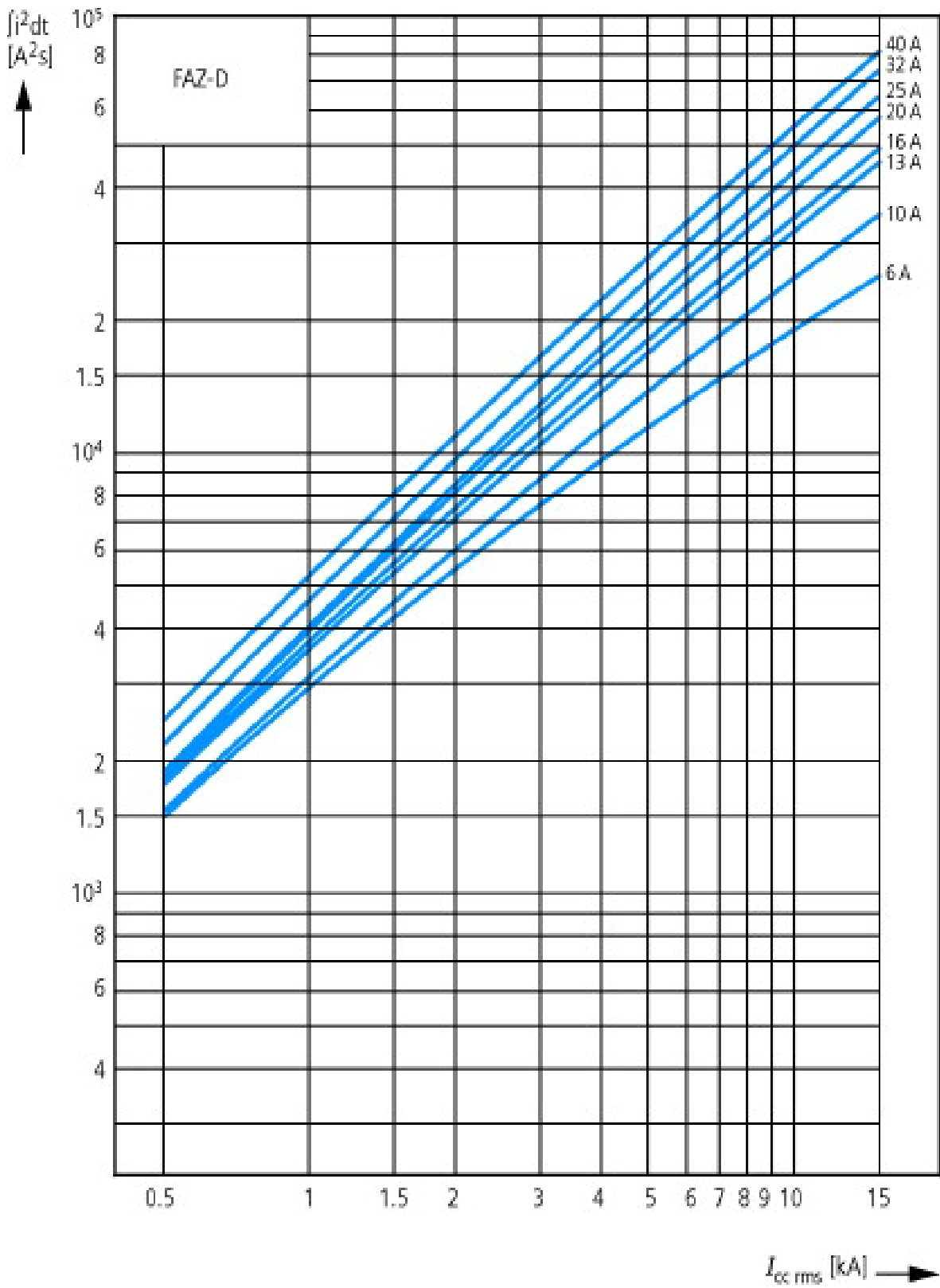
## Technical data according to ETIM 4.0

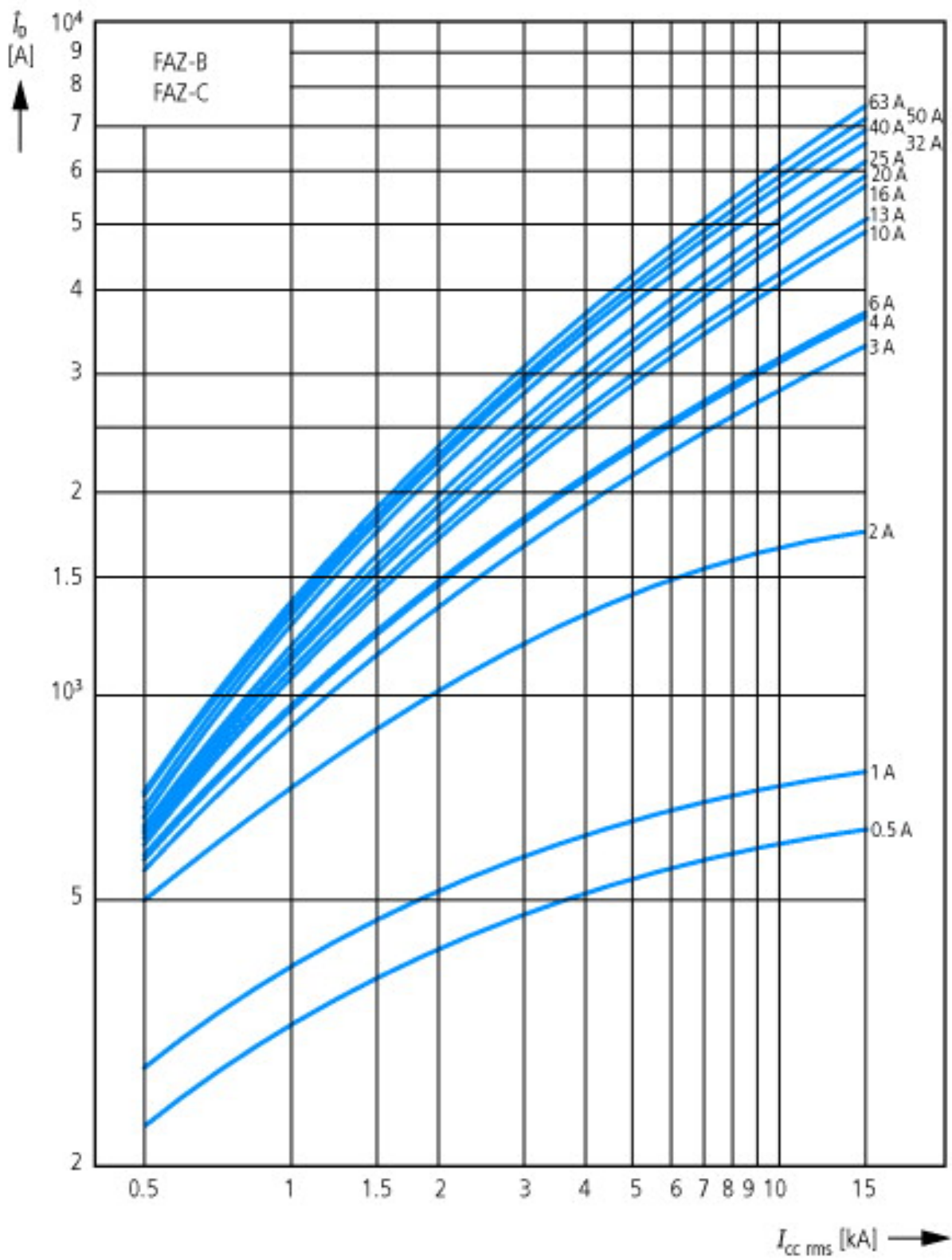
Frequency		Hz	50 Hz
Voltage type			AC
Mounting depth		mm	71 mm
Rated current		A	6 A
Rated voltage		V	400 V
Trip type			C
Number of poles			3
Current-limiting class			3
Overvoltage category			3
Pollution degree			2
Width in space units			3
Protection type (IP)			IP20
Neutral conductor switching with pole			false
Rated switching capacity according to EN 60898		kA	10 kA
Rated switching capacity according to IEC 60947-2		kA	0 kA
Additional equipment possible			true

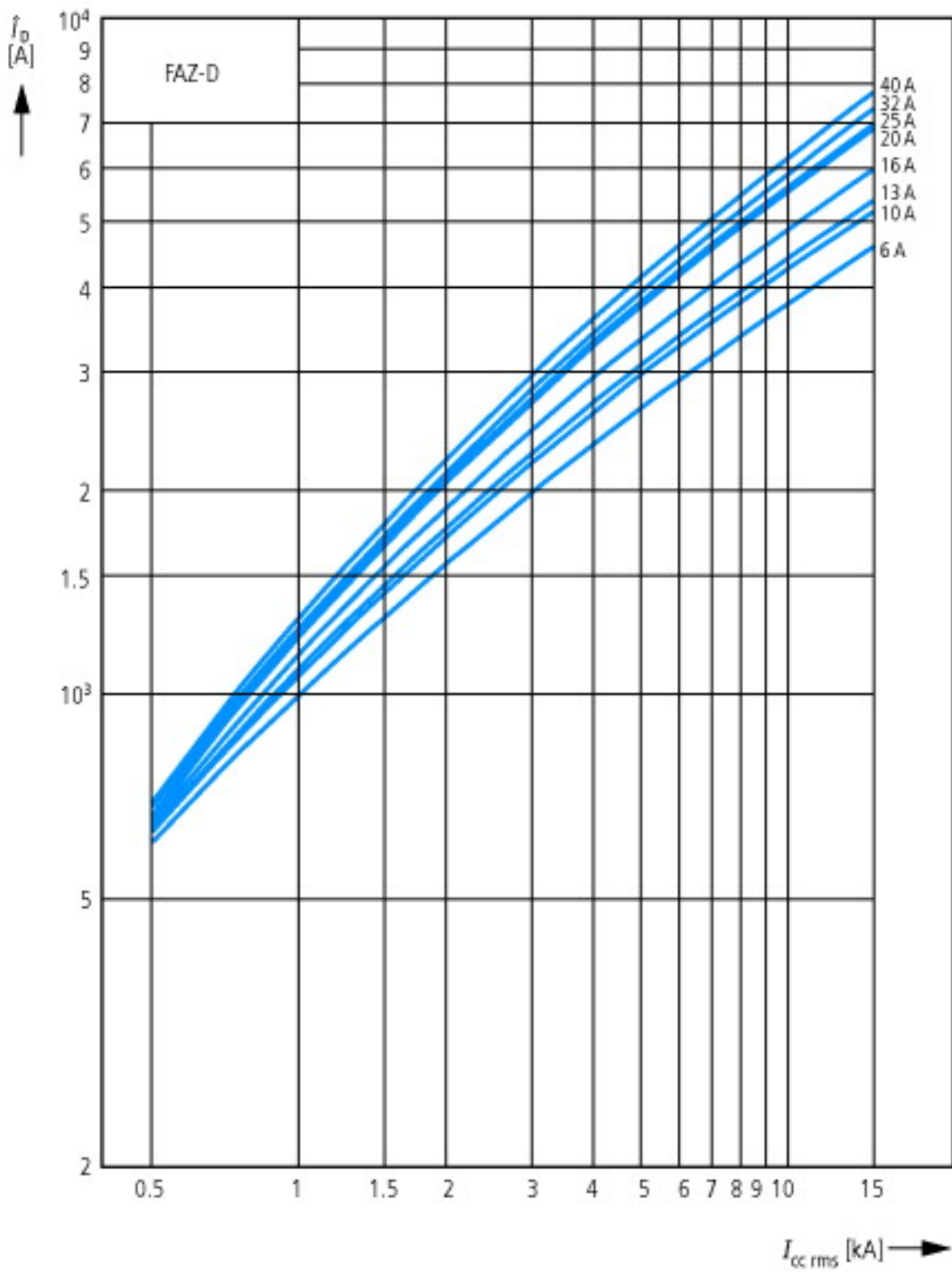
## Characteristics

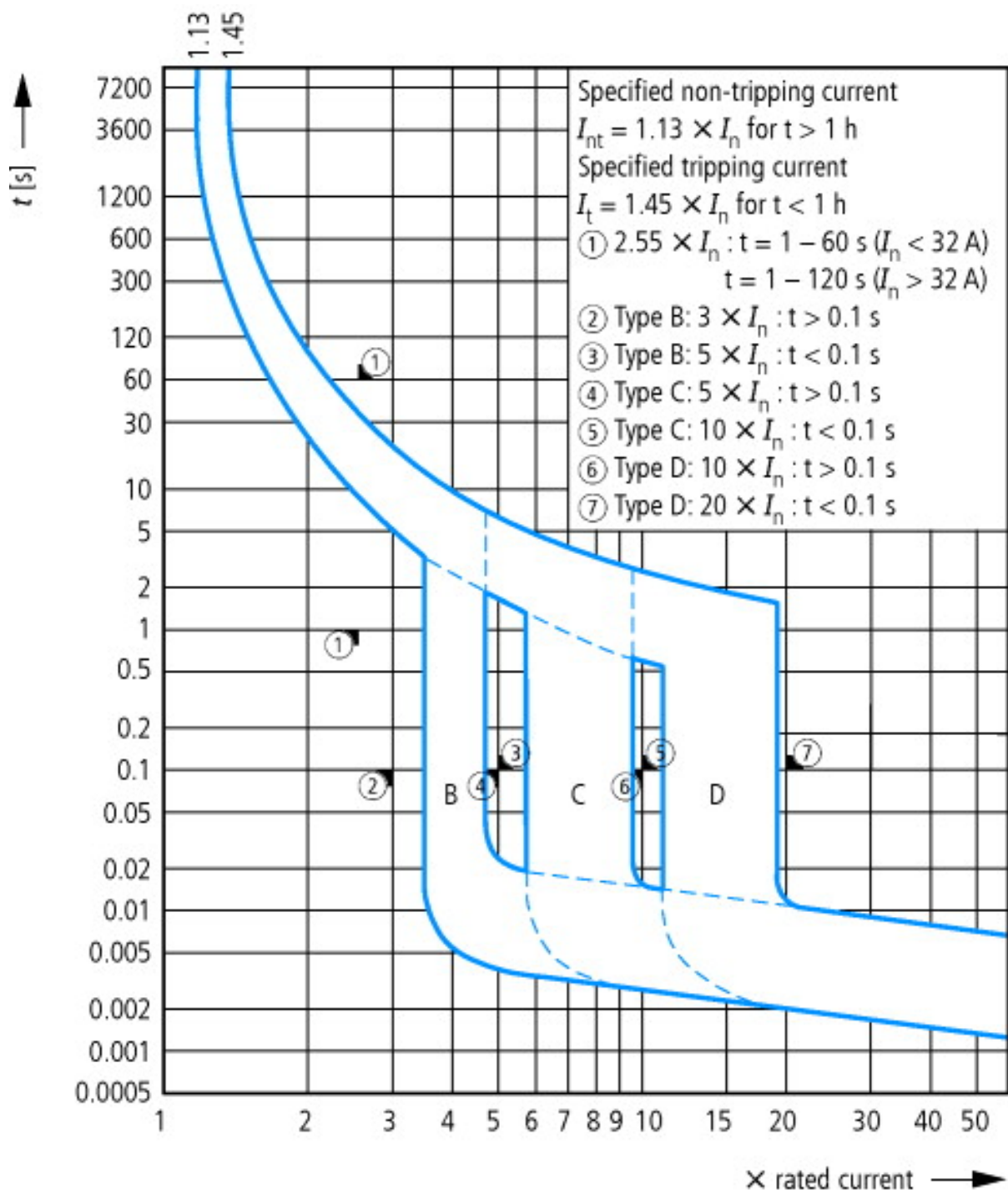


Let-through energy  $I^2t$   
According to IEC/EN 60898









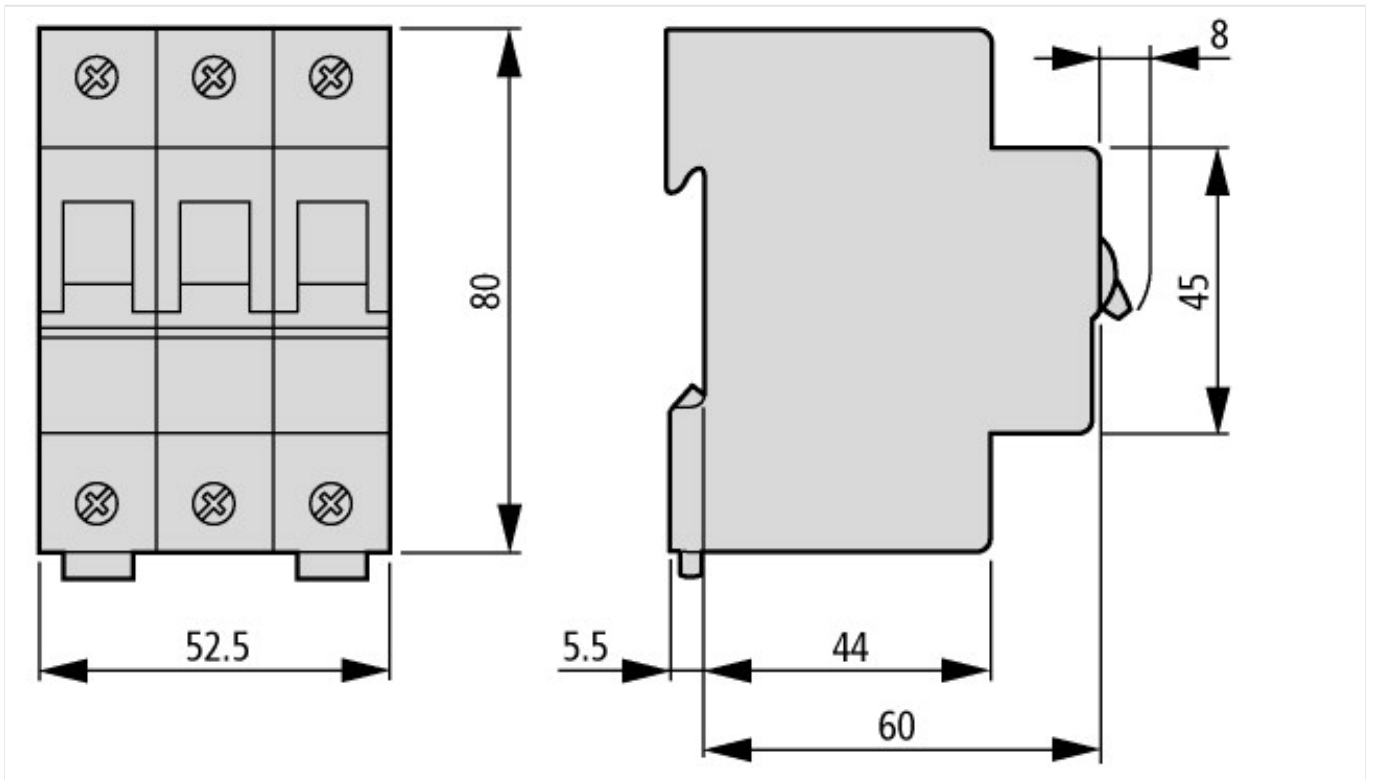
Tripping characteristic at 30 °C:  
 B, C, D to IEC/EN 60898

### CAD-Data

Product standards CAD data:

<http://eaton-moeller.partcommunity.com>

### Dimensions



#### Additional product information (links)

AWA1220-1755 Circuit-breaker	<a href="ftp://ftp.moeller.net/DOCUMENTATION/AWA_INSTRUCTIONS/17550701.pdf">ftp://ftp.moeller.net/DOCUMENTATION/AWA_INSTRUCTIONS/17550701.pdf</a>
<b>Engineering</b>	
External influences and loadability	<a href="ftp://ftp.moeller.net/DOCUMENTATION/PDF/GB/TD_FAZ_neu_14_de.pdf">ftp://ftp.moeller.net/DOCUMENTATION/PDF/GB/TD_FAZ_neu_14_de.pdf</a>