



UL 1053 residual current circuit breakers already protected upstream by a short-circuit and overload protection device are used for:

- control and disconnection of electric circuits
- protection of people against electric shock by direct and indirect contacts
- protection of installations against insulation faults.

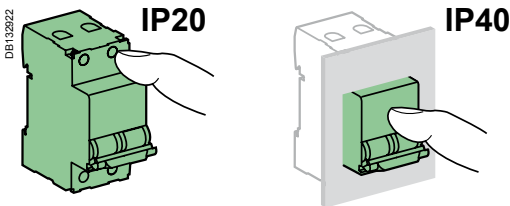
They comply with RCD standards UL 1053 and IEC 61008.

■ Voltage Independent: electromechanical technology, ensure residual current protection down to 0 V.

They guarantee:

- enhanced continuity of supply, during a series of close lightning strokes, IT earthing system, equipment including interference suppression filters, variable speed controllers, frequency converters, electronic ballasts for lighting
- enhanced earth leakage protection: in presence of harmonics or high frequency rejections.

SI type GFPs are ideal for operation in environments with a humid atmosphere and/or polluted by aggressive agents: swimming pools, marinas, agri-food industries, water treatment stations, industrial sites, etc.



Weight (g/oz)

GFP UL 1053 type AC SI	
Type	GFP
2P	220 / 7.7
4P	450 / 15.9

IEC/EN 61008-1

IEC/EN 61008-2-1: Voltage Independent

UL 1053

GFP UL 1053 type AC SI

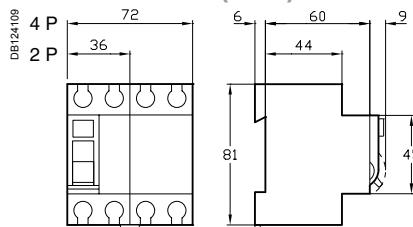
Technical data

Voltage rating +10 %, -15 %	2P	120 or 240 V ~ 60 Hz 230 or 240 V ~ 50 Hz
	2P	480Y/277 V ~ 60 Hz 240 V ~ 60 Hz 230/400 or 240/415 V ~ 50 Hz
	4P	480Y/277 V ~ 60 Hz 240 V ~ 60 Hz 230/400 or 240/415 V ~ 50 Hz
Current rating (In) at 40°C	25...100 A	
Making and breaking capacity: rated residual current (IΔm)	1 000 A	
Rated impulse withstand voltage (Uimp)	6 kV	
Utilisation category	AC 23A	
Level of immunity	In current wave 8/20 μs: 3 kA	
	In dampened recurrent current wave 0.5 μs/100 kHz: 200 A	
Short-circuit current withstand (IΔc = Inc)	10 kA with 100 A gG upstream fuse	
Test button minimum operating voltage	2P	113 V AC
	4P	189 V AC
Phase-to-phase test circuit	To avoid external bridging on use on three-phase network without neutral	
Locking possible in "tripped" position	By padlocking facility (not supplied)	
Release with fixed sensitivity for all ratings	Instantaneous release:	
	UL 1053 : ±15 % IEC 61008 : +0 %, -50 %	
Behaviour in case of voltage drop	Ensure residual current protection down to 0 V	
Earth fault indication	On front face by red mechanical indicator	
Number of cycles (O-C)	20,000 cycles	
Tropicalisation	Treatment 2 (relative humidity: 95 % at 55°C)	
Degree of protection as per IEC 60529	On front face: IP40/IPXXB	
	Tunnel terminal connection: IP20/IPXXB	
Operating temperature	-25°C to +60°C	
Storage temperature	-40°C to +70°C	

UL 486A connections for copper wires, document #E216919

Rating	Tightening torque	Cu wires
25 to 100 A	3.5 N.m (31 lb.in)	 DB122946 2.5 to 35 mm ² (#14 #2 AWG)

Dimensions (mm)





GFP - Ground Fault Protector

UL 1053

IEC 61008

Catalogue numbers

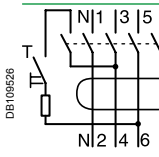
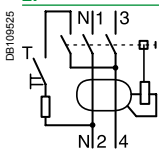
GFP UL 1053 type AC S/

AC type S/	Rating (A)	Sensitivity (mA)		Cat. no.	240 V 480Y/277 V 230/400 or 240/415 V	Wid in mod. of 9 mm (0,354 in.)
		UL 1053	IEC 61008			

AC type S/	Rating (A)	Sensitivity (mA)		Cat. no.	240 V 480Y/277 V 230/400 or 240/415 V	Wid in mod. of 9 mm (0,354 in.)
		UL 1053	IEC 61008			

AC type S/	Rating (A)	Sensitivity (mA)		Cat. no.	240 V 480Y/277 V 230/400 or 240/415 V	Wid in mod. of 9 mm (0,354 in.)
		UL 1053	IEC 61008			

AC type S/	Rating (A)	Sensitivity (mA)		Cat. no.	240 V 480Y/277 V 230/400 or 240/415 V	Wid in mod. of 9 mm (0,354 in.)
		UL 1053	IEC 61008			



Coordination

Short-Circuit Current Rating (SCCR)

The Ground-Fault Protector GFP must be used with upstream overcurrent protection suitable for the circuit. GFP is suitable for use on a circuit capable of delivering not more than values (kA) below when protected by devices listed below.

Overcurrent Protection Required for UL applications of GFP

GFP	Circuit breaker type										
	C60 240 V 240 V ~		C60 277 V 277 V ~		C60 480Y/277 V 480Y/277 V ~		QOU 120 or 240 V ~		QO 120 or 240 V ~		HDL 240 V ~
	1P and 2P	3P	1P	2P	3P	1P and 2P	3P	1P and 2P	3P	2P	
2P 240 V ~ ⁽¹⁾	10	-	-	-	-	10	-	10	-	65	
2P 480Y/277 V ~ ⁽¹⁾	-	-	10	10	-	-	-	-	-	-	
4P 480Y/277 V ~ ⁽¹⁾	-	10	-	-	10	-	10	-	10	-	

⁽¹⁾ include all amperages of GFP

10 Max short-Circuit Current withstand (kA)



1.2	16/01/2014	Add Voltage Independent	Sedoc
1.1	4/12/2013	New catalogue numbers	Sedoc
1.0	3/04/2012	Creation as per module 90168	Sedoc
Indice	Date	Modification	Name