

M8 - connector



Identification	Type	KUGK3-M8 4POL SK
	Part-No.	490059

Description	field wireable connector, M8 straight Male / female Screw terminal
--------------------	--

Technical data	
Nominal voltage	AC/DC 24 V
Nominal voltage range	max. 60 V
Rated current	4 A
Number of terminations	4
Contact resistance	<3 mΩ

General	
Form	M8 × 1, female
Rated insulation voltage (EN 50178)	60 V
Test voltage	1.5 kV
Pollution degree	3
Insulation resistance	>10 ¹⁰ Ω
Contact resistance	<3 mΩ
Class of flammability according to UL 94	V0

14.11.2013 – Subject to technical modification

Part-No. 490059

USA: LUTZE INC.

13330 South Ridge Drive • Charlotte, NC 28273, USA
Tel. +1 (704) 504-0222 • Fax +1 (704) 504-0223
www.lutze.com • info@lutze.com

United Kingdom: LÜTZE Ltd.

Unit 3, Sandy Hill Park
Sandy Way, Amington • GB-Tamworth, Staffs B77 4DU
Tel. +44 (0)1827 31333-0 • Fax +44 (0)1827 31333-2
www.lutze.com • sales.gb@lutze.co.uk

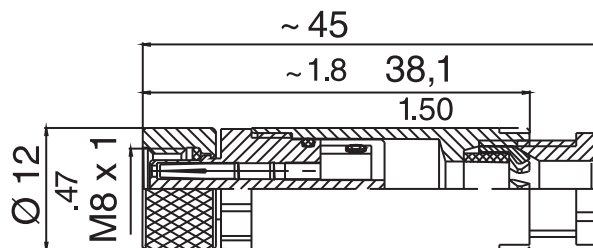


SYSTEMATIC TECHNOLOGY

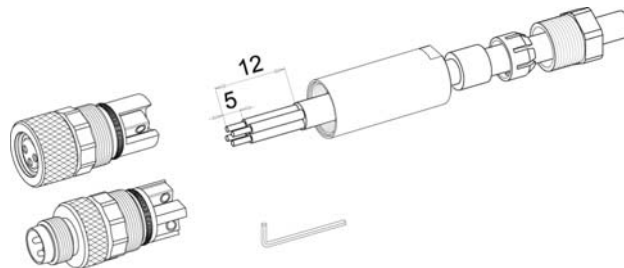
Technical data sheet - Actuator sensor interface

Protection class	67, in screwed condition
Housing material	PBT black
Contact material	CuZn, gold-plated
Thread material	CuSn nickel plated
Gasket	NBR
Cable diameter	3.5 – 5 mm
Storage temperature range	-40 °C – 90 °C
Temperature range connector	-25 °C – 85 °C
Class of flammability according to UL 94	V0
Mechanical service life	>100 insertion cycles
Weight (kg/piece)	0.040
Termination	Screw terminal 0.14 – 0.5 mm ²
PU	1

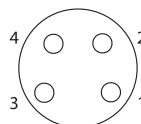
Dimensions



Mounting diagram



Pin layout



14.11.2013 – Subject to technical modification

Part-No. 490059

USA: LUTZE INC.

13330 South Ridge Drive • Charlotte, NC 28273, USA

Tel. +1 (704) 504-0222 • Fax +1 (704) 504-0223

www.lutze.com • info@lutze.com

United Kingdom: LÜTZE Ltd.

Unit 3, Sandy Hill Park

Sandy Way, Amington • GB-Tamworth, Staffs B77 4DU

Tel. +44 (0)1827 31333-0 • Fax +44 (0)1827 31333-2

www.lutze.com • sales.gb@lutze.co.uk



SYSTEMATIC TECHNOLOGY