



Identification	Type	KUG3-M8 5M-PUR
	Part-No.	481050

Description	Female M8 straight with PUR cable, open end self-locking screwed connection c-track compatible, halogen free
--------------------	--

Technical data	
Nominal voltage	AC/DC 24 V
Nominal voltage range	max. 30 V
Rated current	4 A
Number of terminations	3
Cable length (m)	5.0 m
Contact resistance	< 5 mΩ

General	
Form	M8 × 1, female straight
Rated insulation voltage (EN 50178)	100 V
Test voltage	1.5 kV
Pollution degree	3
Insulation resistance	>10 ⁹ Ω
Contact resistance	< 5 mΩ

14.11.2013 – Subject to technical modification

Part-No. 481050

USA: LUTZE INC.

13330 South Ridge Drive • Charlotte, NC 28273, USA
Tel. +1 (704) 504-0222 • Fax +1 (704) 504-0223
www.lutze.com • info@lutze.com

United Kingdom: LÜTZE Ltd.

Unit 3, Sandy Hill Park
Sandy Way, Amington • GB-Tamworth, Staffs B77 4DU
Tel. +44 (0)1827 31333-0 • Fax +44 (0)1827 31333-2
www.lutze.com • sales.gb@lutze.co.uk



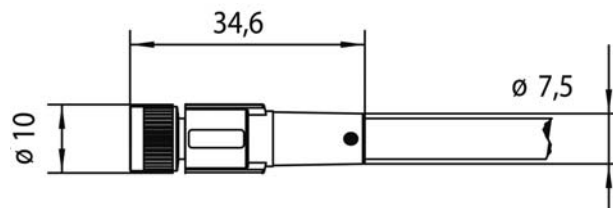
Technical data sheet • Actuator sensor interface

Class of flammability according to UL 94	V0
Protection class	IP65/IP67/IP68
Housing material	TPU black
Contact material	CuSn, gold plated nickel
Thread material	Zinc die-casting, nickel-plated
Gasket	NBR
Cable construction	3 × 0.25mm ² (32 × 0.1)
Cable jacket	PUR black
Conductor insulation	PP
Cable diameter	4.4 mm
Bending radius	10 x cable diameter
Storage temperature range	-30 °C – 90 °C
Temperature range connector	-25 °C – 90 °C
Temperature range cable fixed	-40 °C – 80 °C
Temperature range cable moving	-25 °C – 80 °C
Class of flammability according to UL 94	V0
Weight (kg/piece)	0.138
Approvals	cULus
PU	10
C-track chain properties	Type B

C-track chain properties

C-track chain properties	Type A	Type B	Type C
Bending cycles min.	5 million	4 million	2 million
Minimum bending radius	10 × D	10 × D	10 × D
Travel distance	10 m	10 m	5 m
Acceleration	7 m/s ²	10 m/s ²	5 m/s ²
Speed	3 m/s	3 m/s	3 m/s
Conduction properties (TYPE A+B+C)	PUR halogen free for extreme demands <ul style="list-style-type: none"> • Very good chemical stability • Very resistant to oils and lubricants • Very high abrasion resistance • Halogen free • Silicone free, free of paint wetting impairment substances • Resistant to microbes and hydrolysis • Good UV stability 		

Dimensions



14.11.2013 – Subject to technical modification

Part-No. 481050

USA: LUTZE INC.

13330 South Ridge Drive • Charlotte, NC 28273, USA

Tel. +1 (704) 504-0222 • Fax +1 (704) 504-0223

www.lutze.com • info@lutze.com

United Kingdom: LÜTZE Ltd.

Unit 3, Sandy Hill Park

Sandy Way, Amington • GB-Tamworth, Staffs B77 4DU

Tel. +44 (0)1827 31333-0 • Fax +44 (0)1827 31333-2

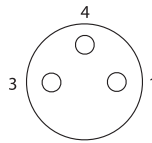
www.lutze.com • sales.gb@lutze.co.uk



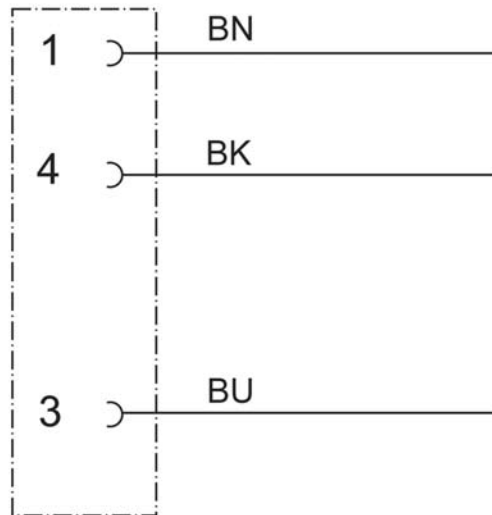
SYSTEMATIC TECHNOLOGY

Technical data sheet • Actuator sensor interface

PIN assignment



Circuit diagram



Logo



Accessories

Accessories	Article number	Type	PU
Cable markers 4×23mm	499988	LB M8/M12	5
Torque setting tool M8	490090	DM-SET M8	1

14.11.2013 – Subject to technical modification

Part-No. 481050

USA: LUTZE INC.

13330 South Ridge Drive • Charlotte, NC 28273, USA

Tel. +1 (704) 504-0222 • Fax +1 (704) 504-0223

www.lutze.com • info@lutze.com

United Kingdom: LÜTZE Ltd.

Unit 3, Sandy Hill Park

Sandy Way, Amington • GB-Tamworth, Staffs B77 4DU

Tel. +44 (0)1827 31333-0 • Fax +44 (0)1827 31333-2

www.lutze.com • sales.gb@lutze.co.uk



SYSTEMATIC TECHNOLOGY