



<b>Identification</b>	Type	OT 6-0102 DC 24 V
	Part-No.	760102
<b>Input</b>		
Input voltage range		10.0 V – 30.0 V
Rated current		7.0 mA
Interrupting voltage		<9 V
Protection device		Suppressor diode
Status Indication		LED yellow, short circuit red
<b>Load Side</b>		
Switching element		Transistor, NO contact – short circuit-proof (autostart)
Min. switching voltage		DC 10 V
Max. switching voltage		DC 30 V
Min. switching current		DC 1 mA
Max. switching current		DC 1.7 A (Derating)
Switch-on delay		220 µs
Switch-off delay		200 µs
Switching frequency		<2 kHz
Clearance/creep. dist. (control/load side)		>5.5 mm
Protection device output		Suppressor diode
<b>General</b>		

08.11.2013 – Subject to technical modification

Part-No. 760102

USA: LUTZE INC.

13330 South Ridge Drive • Charlotte, NC 28273, USA  
 Tel. +1 (704) 504-0222 • Fax +1 (704) 504-0223  
 www.lutze.com • info@lutze.com

United Kingdom: LÜTZE Ltd.

Unit 3, Sandy Hill Park  
 Sandy Way, Amington • GB-Tamworth, Staffs B77 4DU  
 Tel. +44 (0)1827 31333-0 • Fax +44 (0)1827 31333-2  
 www.lutze.com • sales.gb@lutze.co.uk

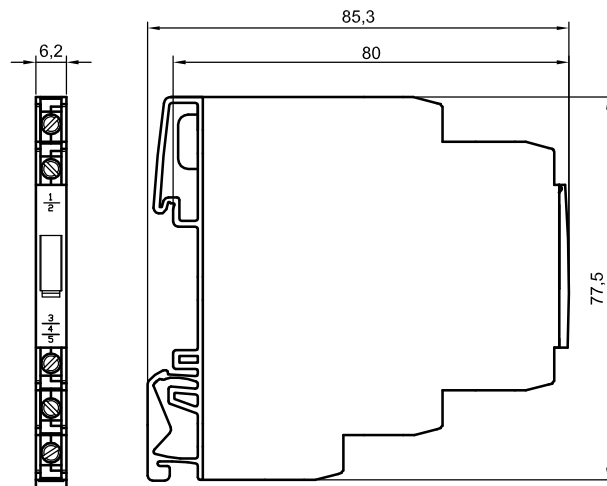


SYSTEMATIC TECHNOLOGY

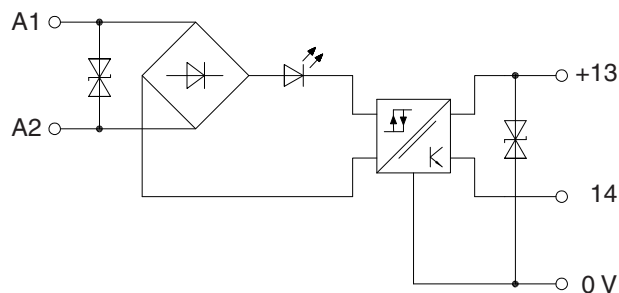
## Technical data sheet • Interface Technology

Housing material	PPE
Protection class	IP 20
Field installation	rail TS 35 (EN 50022)
Insulation voltage input/output	4.0 kV <sub>eff</sub>
Safe isolation	yes
Min. working temperature	-25 °C
Max. working temperature	60 °C
Min. storage temperature	-40 °C
Max. storage temperature	80 °C
Width	6.2
Height	78.0
Depth	86.0
Weight (kg/piece)	0.030
Approvals	cULus
Termination	Screw terminal: 0.25–2.5 mm <sup>2</sup>

### Dimensions



### PIN assignment



08.11.2013 – Subject to technical modification

Part-No. 760102

USA: LUTZE INC.

13330 South Ridge Drive • Charlotte, NC 28273, USA  
Tel. +1 (704) 504-0222 • Fax +1 (704) 504-0223  
www.lutze.com • info@lutze.com

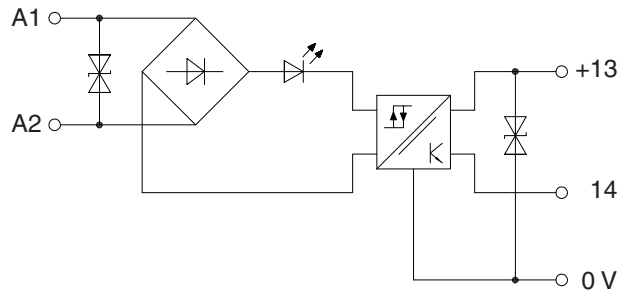
United Kingdom: LÜTZE Ltd.

Unit 3, Sandy Hill Park  
Sandy Way, Amington • GB-Tamworth, Staffs B77 4DU  
Tel. +44 (0)1827 31333-0 • Fax +44 (0)1827 31333-2  
www.lutze.com • sales.gb@lutze.co.uk

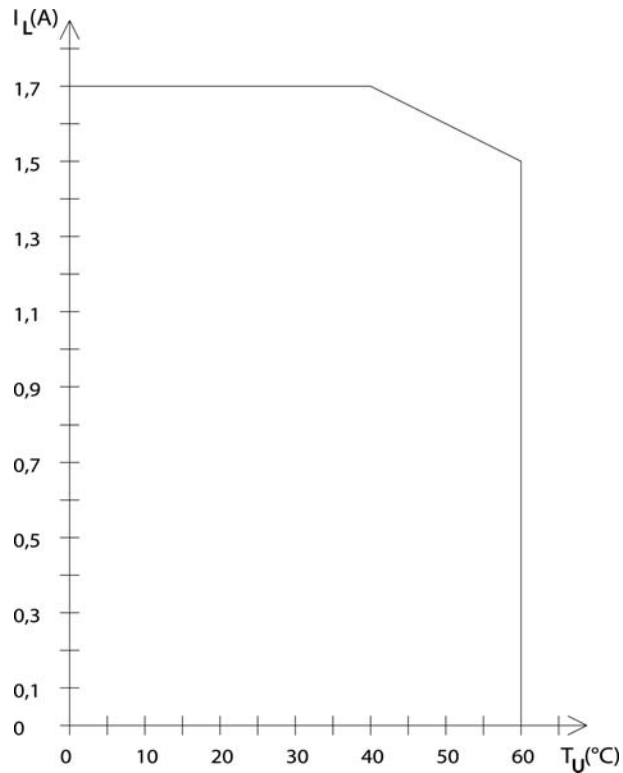


SYSTEMATIC TECHNOLOGY

**PIN assignment**



**Derating**



**Accessories**

Accessories	Colour	Article number	Type	PU
Jumper comb 24pole, 26A	blue	760801	BK 6-0801	5
Tag holder 4x11 mm	white	681313	BZT-0411	100

**Description**

Coupler for rapid solid-state switching of DC currents, short-circuit-protected

08.11.2013 – Subject to technical modification

Part-No. 760102

USA: LUTZE INC.

13330 South Ridge Drive • Charlotte, NC 28273, USA  
 Tel. +1 (704) 504-0222 • Fax +1 (704) 504-0223  
 www.lutze.com • info@lutze.com

United Kingdom: LÜTZE Ltd.

Unit 3, Sandy Hill Park  
 Sandy Way, Amington • GB-Tamworth, Staffs B77 4DU  
 Tel. +44 (0)1827 31333-0 • Fax +44 (0)1827 31333-2  
 www.lutze.com • sales.gb@lutze.co.uk



SYSTEMATIC TECHNOLOGY